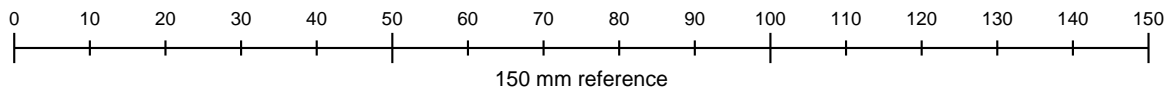


Scan Marker Sheet


ArUco markers, 40 mm each. Pair spacing: 150 mm center-to-center.

Print at 100% scale / Actual size. Disable 'fit to page'. Do not resize.

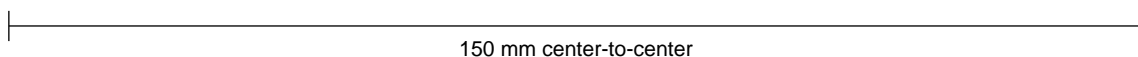

Recommended: keep at least 2 markers visible in every frame.




Marker 1



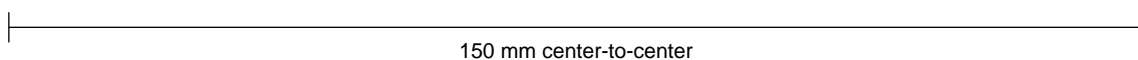

Marker 2




Marker 3



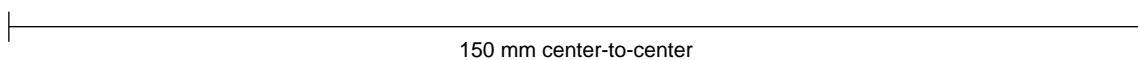

Marker 4



Marker 5



Marker 6



Suggested first setup: place one pair near the heel side and another pair/marker around the forefoot.
Markers should be printed on matte paper and placed on the same flat surface as the foot.